

Brand Value

Companies that own brands new India is embracing

Moderate Risk

Index Value

219.30

CAGR

14.01%

smallcase rationale

India is likely to be the third-largest consumer market in the world by 2030.

- Spending habits and consumption patterns have changed with the increased disposable income in the hands of millennials
- India's aspirational class is huge and its total consumption is also very high
- This change in consumption patterns will increase demand across sectors like food & beverages, clothing & footwear, household goods, healthcare and leisure facilities
- Companies with strong brands will benefit from such consumption
- A brand is usually a name that consumers emotionally associated to, which creates a moat for the company

This smallcase consists of companies that have been able to leverage their brand power into an outstanding financial track record over the years.

Created by **smallcase Research** SEBI Reg. Number **INH200005984** Subscription Type **Free**

[Invest in this smallcase here](#)

Methodology



Defining the universe

All publicly traded companies on the National Stock Exchange of India, covering 90% market capitalization, are included in the universe



Research

The smallcase research team does a in-depth research, along with internal presentations and decides the criteria to be used for stock screening



Stock Screening

- Proprietary liquidity filters are applied to remove ill-liquid stocks from the universe
- A special check is applied to remove stocks, where a significant part of the promoter holdings are pledged, to define the investable universe
- All stocks in the investable universes, belonging to the selected sectors are checked individually to ensure perfect theme fit

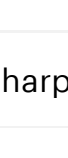


Weighting

Top points considered while assigning weights to stocks in the smallcase
Revenue derived/expected from smallcase theme-related business activities

Market capitalization of the company

Future estimates and corporate governance record of the company



Rebalance

This smallcase has a quarterly rebalance schedule. Once every quarter, the research team reviews smallcases to ensure the current list of constituents and their weights remain true to the theme

Ratios


Ratio	smallcase	
PE Ratio	28.87	16.54
PB Ratio	4.83	2.01
Sharpe Ratio	1.24	1.10
Dividend Yield (%)	1.03	2.09

Important Fields

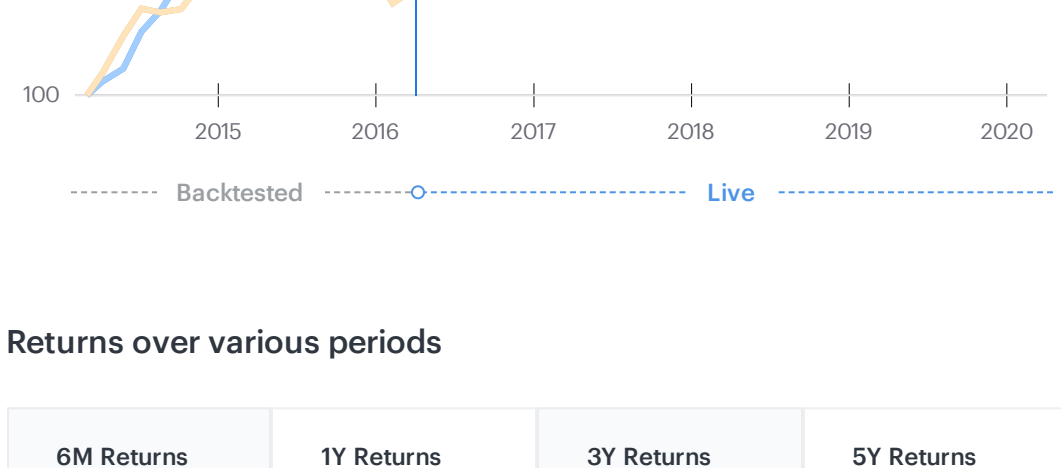
Inception Date **March 3, 2014** Launch Date **April 4, 2016** Marketcap Category **—**

Review Frequency **Quarterly** Last Reviewed **March 13, 2020** Next Review On **June 13, 2020**

Market Cap Distribution

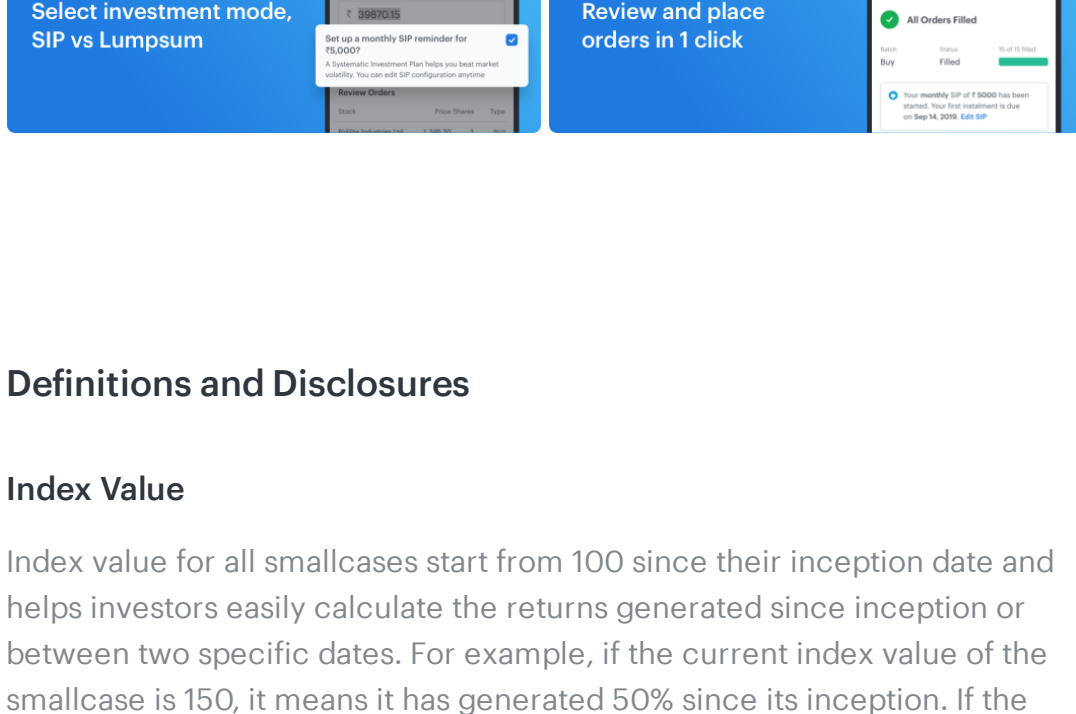


Past Performance Comparison with



Returns over various periods

6M Returns	1Y Returns	3Y Returns	5Y Returns
smallcase -25.12%	smallcase -24.18%	smallcase 3.9%	smallcase 33.61%
-41.97%	-46.79%	-38.35%	-22.14%



Definitions and Disclosures

Index Value

Index value for all smallcases start from 100 since their inception date and helps investors easily calculate the returns generated since inception or between two specific dates. For example, if the current index value of the smallcase is 150, it means it has generated 50% since its inception. If the index value of a smallcase was 215 last month and the current index value if 245, it means it has generated $(245/215)-1 = 13.9\%$ return in last one month

CAGR

CAGR (compounded annual growth rate) is a useful measure of growth or performance of a portfolio. It represents the growth/return rate that gets you to the current value of the investment, starting from the initial investment value and assuming that investment has been compounding at the fixed growth/return rate for the period.

In simple words, it indicates the annual return generated by the smallcase from the date of inception

Risk Label

Change in value of your investment, due to changing prices of stocks on a daily basis is called the Risk. If the daily change in the investment value of portfolio is too drastic, it means prices of stocks in the portfolio are changing very rapidly. Such portfolios have High Risk.

Every smallcase is categorized into one of the three risk buckets - High Risk, Moderate Risk and Low Risk. This is done by comparing the volatility of the smallcase with market volatility since inception. Investing in High Risk smallcases means that change in your investment values can be very sudden and drastic.

Segment

Stocks/ETFs belonging to a smallcase are categorized under different segments. Weightage of a segment is calculated as sum of weights of all stocks belonging to that segment. Suppose 4 stocks, with each having a weight of 10%, belong to the Food Products segment. Then the weight of the Food Product segment in the smallcase will be 40% (4*10)

Review

Rebalancing is the process of periodically reviewing and updating the constituents of a smallcase. This is done to ensure that stocks & weights in the smallcase continue to reflect the underlying theme or strategy

Market Cap Categorization of Stocks

All the stocks listed on NSE(National Stock Exchange) are arranged in decreasing order of Market Cap, so that the stock with the largest market cap gets 1st Rank. Stocks ranked equal to or below 100 are categorized as Large Cap. Stocks ranked below or equal to 250, but ranked above 100 are categorized as Mid Cap stocks. Stocks ranked above 250 are categorized as smallcap

Market Cap Categorization of smallcases

- If the sum of weights of constituent large cap stocks is greater than 50%, then smallcase is categorized as Largecap
- If the sum of weights of constituent mid cap stocks is greater than 50%, then smallcase is categorized as Midcap
- If the sum of weights of constituent small cap stocks is greater than 50%, then smallcase is categorized as Smallcap
- If the sum of weights of constituent large cap stocks is greater than 30%, sum of weights of mid cap stocks are greater than 30%, and sum of weights of large cap and mid cap stocks are greater than 80%, then smallcase is categorized as Large & Midcap
- If the sum of weights of constituent small cap stocks is greater than 30%, sum of weights of mid cap stocks are greater than 30%, and sum of weights of small cap and mid cap stocks are greater than 80%, then smallcase is categorized as Mid & Smallcap
- If none of the above conditions are met, then smallcase is categorized as Multicap
- Marketcap category of a smallcase might be different from the above mentioned, if the creator/manager of the smallcase specifically defines a particular category

Disclosure

smallcases are only created by SEBI registered Research Analysts, Investment Advisers and Portfolio Managers. Details like Name and SEBI registration number of the creator of this smallcase can be found on the first page of the factsheet.

Smallcases represent a collection of stocks/ETFs picked by the smallcase creator to represent a particular theme, idea or strategy and is not a recommendation or advice. Thus, smallcases should not be construed as an investment advice and investors should exercise due diligence and consult their Investment Advisor before investing. Stocks and ETF investing is subjected to market risk.

Please visit www.smallcase.com for detailed disclosures, terms and conditions.

Stock and ETF investments are subject to market risks, read all related documents carefully. Investors should consult their financial advisors if in doubt about whether the product is suitable for them.